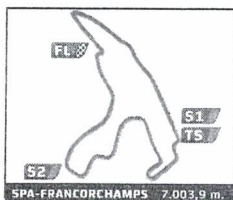


3-CSCC Modern Int. & Ramair BMW Char Spa Summer Classic Race 1

Provisional Classification by Group

No Drivers	Team	Car	Time	Lap Total	Gap	Kph
Ramair BMW Championship						
1	23 N. WELLS	BMW M3 E46 GTR	2:33.529	12 14		164.2
2	47 N. BRADLEY	BMW M3 E46	2:34.250	12 14	+10.150+10.150	163.5
3	15 G. CROWHURST	BMW M3 E46	2:35.309	10 14	+14.503 +4.353	162.3
4	82 G. CALLARI	BMW M3 E46	2:36.082	12 14	+31.829+17.326	161.5
5	35 L. YEOMANS	BMW M3 E36 Evo	2:36.356	11 14	+36.292 +4.463	161.3
6	97 D. AVIS	BMW M3 E46	2:40.184	3 14+	1'00.440+24.148	157.4
7	120 C. NOBLE	BMW M3 E46	2:41.426	12 14+	1'43.808+43.368	156.2
8	555 K. GRAY	BMW M3 E46	2:44.501	9 14+	2'43.565+59.757	153.3
9	119 A. UNITT	BMW M3 E46	2:40.739	4 11	3 Laps 3 Laps	156.9
10	4 K. COLEMAN	BMW M3 E92	2:44.457	2 3 11 Laps	8 Laps	153.3
CSCC Interseries						
1	51 C. PITTARD	CATERHAM 7	2:29.409	2 14		168.8
2	146 S. NUTTALL	CATERHAM Seven	2:31.201	12 14	+0.599 +0.599	166.8
3	488 J. MEEUWISSEN / T. MEEUWISSEN	FERRARI 488	2:28.805	13 14	+34.448+33.849	169.4
4	42 R. CARTER	CATERHAM R300	2:37.030	3 14	+49.752+15.304	160.6
5	40 S. JAMES	CATERHAM S3	2:29.565	9 14	+51.538 +1.786	168.6
6	81 J. PITTARD	CATERHAM 7 CSR (S/C)	2:31.150	8 14+	1'09.293+17.755	166.8
7	39 N. MUSTILL / C. DOLBY	BMW GT3 (T)	2:19.192	13 14+	1'58.956+49.663	181.1
8	36 M. SMITH / A. MOULTON-SMITH	BMW M3 E36 Evo	2:33.231	11 13	1 Laps 1 Laps	164.5
9	34 R. GREEN / P. GREEN	CATERHAM 420R	2:34.712	11 13	1 Laps+11.770	163.0
10	14 D. MEENAN	CATERHAM CSR	2:34.333	11 13	1 Laps+11.308	163.4
11	91 T. DAVIS	CATERHAM C400	2:36.448	13 13	1 Laps+1.809	161.2
12	66 A. TAYLOR	TVR Tuscan Challenge	2:40.596	12 13	1 Laps+28.167	157.0
13	45 I. BAYLISS / G. PILKINGTON	PORSCHE 991.1 GT3 Cup	2:38.034	13 13	1 Laps+2.348	159.5
14	169 C. EVERILL	GINETTA G55	2:39.938	8 13	1 Laps+8.616	157.6
15	99 R. JONES	CATERHAM CSR	2:43.001	12 13	1 Laps+1.479	154.7
16	89 B. WILSON	CATERHAM CSR Superlight	2:43.746	9 13	1 Laps+9.397	154.0
17	79 M. CHILTON	NISSAN Skyline GTR R32 (T)	2:44.733	8 13	1 Laps+13.908	153.1
18	129 T. GROUT	BMW M3 E46	2:43.455	10 13	1 Laps+2.703	154.3
19	691 A. HEYNES	BMW M3 E36	2:45.042	10 13	1 Laps+16.750	152.8
20	16 M. LEADBEATER	CATERHAM 7	2:46.441	12 13	1 Laps+2.158	151.5
21	128 P. WINTER / T. SPEED	PORSCHE 911	2:47.878	11 13	1 Laps+6.278	150.2
22	1 J. ROBINSON / T. ROBINSON	JAGUAR XK8	2:49.215	2 13	1 Laps+2.762	149.0
23	59 A. MARSON	ABARTH Assetto 500 Corse (T)	2:50.099	12 13	1 Laps+3.000	148.2
24	139 D. WHITE	CATERHAM Supersport	2:46.012	12 13	1 Laps+3.515	151.9
25	30 N. HUGGINS / L. HUGGINS	LOTUS Exige S2 (S/C)	2:46.837	10 13	1 Laps+7.231	151.1
26	72 C. CHAMBERS	PEUGEOT 208 GTI 30th (T)	2:50.464	3 13	1 Laps+0.892	147.9
27	7 T. HARRIS / L. SELBY	FORD Fiesta ST180 (T)	2:51.059	10 13	1 Laps+0.379	147.4
28	46 L. MASARATI	PORSCHE Boxster S	2:56.347	11 13	1 Laps+33.616	143.0
29	44 R. LONGDON / R. LONGDON	BMW M3 E46	2:54.009	11 12	2 Laps 1 Laps	144.9
30	3 D. MARSON	ABARTH 500 (T)	2:56.757	12 12	2 Laps+2.658	142.6
31	6 R. MARSON	ABARTH 595 Assetto Corsa (T)	2:56.275	12 12	2 Laps+1.133	143.0
32	20 D. SHARP	LOTUS Elise S1	3:01.179	12 12	2 Laps+11.886	139.2
33	83 S. FROWEN / M. DE SPONG	GINETTA G20	2:58.073	9 12	2 Laps+1.496	141.6
34	28 T. OATLEY / W. OATLEY	RENAULT Clio (T)	3:01.877	11 12	2 Laps+9.170	138.6
35	41 G. DAVIES	LOTUS Elise S1	3:01.744	8 12	2 Laps+6.462	138.7
36	69 R. JONES / J. HOLYHEAD	BMW 328i E36	3:02.031	2 12	2 Laps+12.645	138.5
37	27 R. HAMILTON / N. HAMILTON	GINETTA G20	2:57.781	9 12	2 Laps+6.802	141.8
38	114 J. DUNHAM / M. OWEN	RENAULT Clio	3:05.514	3 12	2 Laps+23.394	135.9
39	2 S. WARNER / M. TYTE	MINI Cooper S R53 (S/C)	3:01.969	3 12	2 Laps+2.542	138.6
40	9 A. FARRELL / D. WHELAN	PORSCHE 911 993 RSR Cup	2:55.801	2 12	2 Laps+0.839	143.4
41	98 D. BELLAMY	PEUGEOT 106 GTI	3:00.668	8 12	2 Laps+28.448	139.6
42	67 S. GERRARD / A. GORVETT	RENAULT Clio 197	3:11.400	3 12	2 Laps+53.293	131.7
43	75 S. SPICER / J. RANDALL	CATERHAM Seven	3:15.462	11 11	3 Laps 1 Laps	129.0
44	57 A. JONES / C. BLACK	PEUGEOT 206	3:05.959	3 11	3 Laps+208.416	135.6
45	90 D. POPOVIC	GINETTA G50	2:41.837	3 5	9 Laps 6 Laps	155.8
46	33 K. CLARKE	LAMBORGHINI Huracan ST LP620-2	2:32.082	2 3	11 Laps 2 Laps	165.8
47	10 J. COCKERTON	BMW M3 E46	2:45.595	2 3	11 Laps+58.266	152.3
48	176 S. WILLIAMS / R. SMITH	LOTUS Elise S1	3:04.619	2 3	11 Laps+58.541	136.6
49	167 P. WOODWARD	MERCEDES GT4 (T)				
50	68 J. JOANNOU	RENAULT Clio (T)				
51	133 A. RITI	BMW M3 E46				



3-CSCC Modern Int. & Ramair BMW Char
 Spa Summer Classic
 Race 1



Provisional Classification by Group

NoDrivers	Team	Car	Time	Lap Total	Gap	Kph
-----------	------	-----	------	-----------	-----	-----

CARS #27, #30, #33, #35, #39, #97, #119, #120 & #691 - TIME PENALTY OF 5 SECONDS - TRACK LIMITS
 CARS #30, #39 & #119 - TIME PENALTY OF 10 SECONDS - TRACK LIMITS
 CARS #27 & #39 - TIME PENALTY OF 30 SECONDS - TRACK LIMITS

Published at: 15:40

Track Status: DRY

<p>Race Director Jean-Yves MUNSTERS</p> 	<p>Timekeeper: Alvaro MONTILLA</p> 
---	--