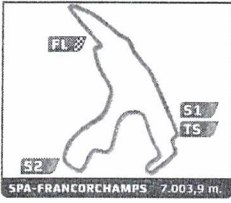


# 4-CSCC Classic & Morgan Challenge & B Spa Summer Classic Race 1

## Provisional Classification by Group

NoDrivers	Team	Car	Time	Lap Total	Gap	Kph
<b>HTGT</b>						
1 388 L. NESBACH		MORGAN +8	2:58.247	4 14		141.5
2 14 A. SCHRAUWEN		LISTER Jaguar	2:57.850	9 14	+25.525+25.525	141.8
3 364 R. GRÜTER		MG B	3:00.354	9 14	+47.677+22.152	139.8
4 377 M. KUTAK		LOTUS Elan 26	3:03.675	10 14	+54.488 +6.811	137.3
5 354 K. BLUM		MG B	3:00.415	8 14	+1'07.501+13.013	139.8
6 308 A. VAN DER WAL		MG B	3:05.366	4 13	1 Laps 1 Laps	136.0
7 386 M. WEIDENBACH		TRIUMPH TR 6	3:03.690	10 13	1 Laps+50.296	137.3
8 399 K. ROZEMAN		MG A	3:07.395	9 13	1 Laps +1.383	134.6
9 317 J. BAKKER		MG A	3:09.047	10 13	1 Laps+28.249	133.4
10 329 R. KLOMPSTRA		TVR Vixen S4	3:08.946	13 13	1 Laps+22.539	133.4
11 316 M. HEUSEL		MG B	3:09.160	10 13	1 Laps +6.374	133.3
12 349 J. WOLFE		MGB GT V8	3:08.706	13 13	1 Laps +3.414	133.6
13 375 R. KING		MGB GT	3:12.069	9 13	1 Laps+13.722	131.3
14 304 M. GERMANN		ELVA Courier Mk1	3:11.282	5 13	1 Laps+18.301	131.8
15 319 T. HENNEKEN		MG B	3:12.239	13 13	1 Laps+31.336	131.2
16 365 D. SPICER / L. CHENG		TRIUMPH TR5	3:12.565	6 13	1 Laps+12.611	130.9
17 357 D. WALTER		WARWICK GT 350	3:08.862	11 12	2 Laps 1 Laps	133.5
18 340 P. NIEUWLAND		MGB GT	3:23.124	11 12	2 Laps+04.300	124.1
19 351 F. DURRER		AUSTIN Cooper S	3:09.045	12 12	2 Laps+27.730	133.4
20 397 B. STOLLER		TRIUMPH Dolomite Sprint	3:19.770	12 12	2 Laps +1.778	126.2
21 381 G. OTTOSSON / D. OTTOSSON		MGB GT	3:24.632	4 11	3 Laps 1 Laps	123.2
22 344 F. JURA		TRIUMPH TR4	3:35.781	10 11	3 Laps+33.684	116.9
23 320 J. FAZI		TRIUMPH TR4	3:45.864	7 11	3 Laps+44.517	111.6
24 307 R. ROZEMA		MG A	3:01.434	2 5	9 Laps 6 Laps	139.0
25 323 S. GUNTER		MG B	43:31.229	2 2	12 Laps 3 Laps	9.7
26 384 C. HENKE / F. LÜBBERT		LOTUS Elan				
27 355 D. VOGEL		MG A				
<b>Morgan Challenge</b>						
1 1 L. WORKMAN-RUFF		MORGAN Plus 4 (T)	2:48.915	11 14		149.3
2 89 J. EMBERSON		MORGAN Plus 4 Babydoll	2:52.893	11 14	+1'18.071+18.071	145.8
3 521 M. PRATT		MORGAN Plus 8	3:00.924	12 14	+2'43.004+24.933	139.4
4 20 T. KILBY		MORGAN Roadster Lightweight	3:05.784	12 13	1 Laps 1 Laps	135.7
5 34 P. SARGEANT		MORGAN Plus 8	3:09.333	13 13	1 Laps+32.773	133.2
6 42 P. COLE		MORGAN Roadster	3:17.754	10 12	2 Laps 1 Laps	127.5
7 66 A. THOMPSON		MORGAN Plus 8	2:56.227	3 5	9 Laps 7 Laps	143.1
<b>CSCC</b>						
1 12 C. PHILPOTT		JAGUAR XJS	2:52.638	7 14		146.1
2 2 J. KENNEDY / L. KENNEDY		NISSAN Skyline GTR R32 (T)	2:52.637	5 14	+16.164+16.164	146.1
3 6 R. FROST		JAGUAR XJS	2:57.576	2 14	+47.038+30.874	142.0
4 88 C. NARDONE / L. NARDONE		BMW E30	2:56.431	14 14	+55.707 +8.669	142.9
5 139 C. BOON		JAGUAR XK8 (S/C)	2:57.590	12 14	+1'06.519+10.812	142.0
6 16 D. NEWNES		BMW 325i E30	2:58.287	11 14	+1'15.846 +9.327	141.4
7 11 M. HOLT		JAGUAR S Type	2:58.025	13 14	+1'16.301 +0.455	141.6
8 8 K. EDMONDS		PORSCHE 911 Carrera	3:01.172	6 14	+1'53.664+37.363	139.2
9 160 B. WATT		LOTUS Elan S2	3:00.786	13 14	+2'17.002+23.338	139.5
10 72 S. WELLS		MG B GT	3:02.781	13 13	1 Laps 1 Laps	137.9
11 68 T. CAIRNS		TURNER Mk2	3:08.215	12 13	1 Laps+26.366	134.0
12 777 J. BLOOHN / A. NUNN		DATSUN 240Z	3:05.725	11 13	1 Laps +9.701	135.8
13 421 S. CHAPLIN		MG Midget	3:08.500	13 13	1 Laps+16.271	133.8
14 85 K. BIRD / C. HYDE-ANDREWS-BIRD		FORD Lotus Cortina	3:09.241	11 13	1 Laps+14.689	133.2
15 4 J. LESLIE		RELIANT Sabre 6 GT	3:08.870	13 13	1 Laps+10.362	133.5
16 104 B. BRAIN / A. CHILDS		ALFA ROMEO 2000 GTV	3:10.416	7 13	1 Laps+28.822	132.4
17 163 A. MAYNARD / C. PORTER		JAGUAR XJ40	3:10.765	12 12	2 Laps 1 Laps	132.2
18 161 J. WHELAN		ALFA ROMEO GT Junior	3:17.130	11 12	2 Laps+05.653	127.9
19 176 J. MELADY		MG B	3:38.569	8 11	3 Laps 1 Laps	115.4
20 49 S. ATKINSON / D. SMITH		AUSTIN HEALEY Sprite	3:27.384	2 11	3 Laps +6.763	121.6
21 28 D. THOMAS		FORD Capri Mk1	3:07.533	9 10	4 Laps 1 Laps	134.5
22 120 M. CLOUTMAN		AUSTIN A40	3:05.284	9 9	5 Laps 1 Laps	136.1
23 99 G. CONNEW / J. RAMM		JAGUAR XJS	2:56.460	4 9	5 Laps+243.574	142.9
24 62 T. MORRANT / R. MORRANT		DAIMLER Sovereign Series 1	3:10.679	4 4	10 Laps 5 Laps	132.2
25 101 J. HOWE		MG B GT	3:19.533	2 3	11 Laps 1 Laps	126.4
26 241 A. LUCAS / D. ROBERTS		AUSTIN Mini Cooper		1 13	Laps 2 Laps	
27 240 D. HALSEY		DATSUN 240Z				
28 59 S. POLLEY		MINI Marcos				



**4-CSCC Classic & Morgan Challenge & B**  
**Spa Summer Classic**  
**Race 1**



**Provisional Classification by Group**

NoDrivers	Team	Car	Time	Lap Total	Gap	Kph
-----------	------	-----	------	-----------	-----	-----

CARS #16, #49, #85, #88, #89, #161, #340, #375 & #399 - TIME PENALTY OF 5 SECONDS - TRACK LIMITS  
 CAR #161- TIME PENALTY OF 10 SECONDS - TRACK LIMITS  
 CAR #161- TIME PENALTY OF 30 SECONDS - TRACK LIMITS  
 CARS #319, #349 & #354 - TIME PENALTY - PIT STOP INFRINGEMENT

Published at: 17:34

Track Status: **DRY**

<p><b>Race Director</b>          Jean-Yves MUNSTERS</p> 	<p><b>Timekeeper:</b>          Alvaro MONTILLA</p> 
---	--