


10-Colmore YTCC Spa Summer Classic Race 2 (30 Minutes)

Provisional Classification by Class

No Drivers	Team	Car	Laps	Total Time	Gap	Kph	Best Lap		
							Lap	Time	Kph
80B									
1	11 S. ADRIAANS	BMW M3	12	33:24.257		150.7	5	2:43.299	154.4
2	55 E. VAN LIESHOUT	PORSCHE 964RSR	12	33:32.733	+8.476	150.1	5	2:45.029	152.8
3	7 V. SCHNEIDER	FORD Sierra RS500	12	33:38.535	+14.278	149.7	5	2:44.867	152.9
4	112 C. GRAF VON WEDEL	BMW 325 i	12	33:56.467	+32.210	148.4	5	2:46.451	151.5
5	119 A. GRAF VON WEDEL	BMW 325 i	12	33:56.715	+32.458	148.3	5	2:46.460	151.5
6	919 S. ROEST	PORSCHE 944 S2	12	34:35.110	+1'10.853	145.6	12	2:51.094	147.4
7	908 R. NOOY	PORSCHE 944	12	36:50.253	+3'25.996	136.7	11	2:52.890	145.8
8	114 L. GRAF VON WEDEL	BMW 325 i	11	32:24.002	-1 Lap	142.4	3	2:53.862	145.0
9	943 O. VAN OOSTROM	PORSCHE 944 S2	11	32:39.011	-1 Lap	141.4	6	2:50.211	148.1
10	900 J. VAN BREDA	PORSCHE 944	11	33:02.081	-1 Lap	139.7	8	2:56.488	142.9
11	45 L. BATENBURG	BMW M3	11	33:20.719	-1 Lap	138.4	4	2:41.334	156.3
12	233 J. DEEN	BMW M3 E30	11	33:33.410	-1 Lap	137.5	8	2:56.483	142.9
13	41 T. BARTEL	FORD Sierra RS500	11	34:38.847	-1 Lap	133.2	6	2:59.870	140.2
14	762 C. NEEF	PORSCHE 944 Turbo	10	32:51.750	-2 Laps	127.7	7	3:11.541	131.6
15	369 T. MIKKELSEN	PORSCHE 944	10	33:15.300	-2 Laps	126.1	5	3:13.126	130.6
16	16 H. ERDBRÖGGER / E. ALTHOFF / L. WERPUP	PORSCHE 930	10	33:37.565	-2 Laps	124.8	7	3:13.796	130.1
17	32 E. IN DEN BOSCH	PORSCHE 944S2	9	28:23.619	-3 Laps	132.9	8	3:03.391	137.5
18	117 F. FREITAS	BMW M3 E30	8	24:16.283	-4 Laps	138.2	5	2:43.193	154.5
19	25 M. SCHNEIDER	FORD Sierra RS500	7	20:02.204	-5 Laps	146.4	5	2:44.743	153.1
20	38 B. VEN LIESHOUT	BMW M3 E30	6	17:39.597	-6 Laps	142.4	6	2:51.414	147.1
21	144 M. WATSON	FORD RS Cosworth	5	16:15.216	-7 Laps	128.8	4	3:04.939	136.3
22	122 E. VAN HEUSDEN	PORSCHE 944	5	16:23.771	-7 Laps	127.7	3	2:59.839	140.2
23	5 V. RENES	MERCEDES 190 2.3-16	5	17:05.191	-7 Laps	122.5	4	3:05.251	136.1
24	1 L. BENNETT	BMW 635 Cs	2	6:26.978	-10 Laps	129.2	2	3:03.340	137.5
25	83 R. IRVINE	VW Golf Gti	2	7:00.968	-10 Laps	118.7			
26	325 G. CROONENBROEK	BMW E30	2	7:23.808	-10 Laps	112.6			
27	181 R. BUGAR	FORD Sierra Cosworth							
28	353 M. ELZINGA	BMW 325i							
60A									
1	155 M. MIKKELSEN	OPEL Kadett B sedan	11	33:17.376		138.6	6	2:57.360	142.2
2	31 J. DE HEK / F. DE HEK	ALFA ROMEO Giulia GT	11	33:31.342	+13.966	137.7	10	2:55.877	143.4
3	14 R. DE BRUIJN	OPEL Kadett B	11	33:46.964	+29.588	136.6	10	2:57.878	141.7
4	8 B. BÜHLER	TRIUMPH TR4	10	32:57.554	-1 Lap	127.3	4	3:13.629	130.2
5	2 B. LEMAIRE	TRABANT 601 RS	8	33:22.918	-3 Laps	100.5	2	3:59.282	105.4
70A									
1	3 A. RENES	LOTUS Sunbeam	11	32:24.867		142.4	11	2:52.046	146.6
2	17 M. ERIKSEN	OPEL Kadett C GT/E	11	32:41.815	+16.948	141.2	10	2:50.336	148.0
3	56 L. HOFMANN	FORD Escort RS2000	11	33:29.749	+1'04.882	137.8	9	2:59.186	140.7
4	60 L. VAN DER BORGH / R. JOOSTEN	BMW E21 318i	10	33:59.248	-1 Lap	123.4	10	3:16.539	128.3
5	49 T. DÄTWYLER	OPEL Kadett C	9	27:14.690	-2 Laps	138.6	8	2:57.256	142.2
6	73 K. CHRISTENSEN	JENSEN Healey	9	32:54.302	-2 Laps	114.7	7	3:02.599	138.1
90s									
1	161 D. GALANIDIS	PORSCHE 996	12	33:06.604		152.1	12	2:41.736	155.9
2	79 T. KARVONEN	PORSCHE 996 cup	12	33:20.085	+13.481	151.1	8	2:42.796	154.9
3	77 S. WAITE	BMW E36 M3	12	33:37.041	+30.437	149.8	11	2:45.653	152.2
4	191 O. OWEN	BMW E36 328	12	34:38.288	+1'31.684	145.4	5	2:49.560	148.7
5	82 H. BRYZMANN	CHEVROLET Cruze	12	34:42.849	+1'36.245	145.1	12	2:46.988	151.0
6	244 D. JAKOBSEN	PORSCHE 996 GT3 Cup	11	32:27.850	-1 Lap	142.2	11	2:47.962	150.1
7	106 M. VERMIN	BMW Compact	11	34:56.336	-1 Lap	132.1	11	3:06.186	135.4
8	729 C. RICHTER	PORSCHE 968CS	11	35:02.778	-1 Lap	131.7	11	3:04.112	137.0
9	10 K. DEN ROOIJEN	BMW E36 325i	11	36:34.574	-1 Lap	126.2	4	3:01.959	138.6
10	6 A. ADRIAANS	BMW M3 GT4	10	29:35.536	-2 Laps	141.8	6	2:50.569	147.8
11	12 S. DAFFIN	FORD Fiesta RWD	8	23:08.768	-4 Laps	144.9	5	2:49.557	148.7
12	36 S. TEEUWEN	BMW E36 GTR	2	8:36.587	-10 Laps	96.8			
13	134 D. VERZIJLBERGEN	BMW E36 M3							
70B									
1	51 D. SCHREY	PORSCHE 935 K1	12	32:17.994		155.9	3	2:39.273	158.3
2	101 M. HARDING	FORD Escort Zakspeed MK2	12	32:44.196	+26.202	153.8	3	2:40.588	157.0
3	67 R. WAGNER	MCB V8 GT	12	34:03.944	+1'45.950	147.8	5	2:46.849	151.1
4	27 M. REYNOLDS	FORD Escort MKII	12	35:03.443	+2'45.449	143.6	6	2:49.179	149.0
5	364 E. BAUMARD	BMW E21 323i	11	34:28.253	-1 Lap	133.9	10	2:58.865	141.0
6	19 L. VAN DER BEEK	PORSCHE 911 Carrera	10	32:24.131	-2 Laps	129.5	4	3:09.605	133.0
7	930 M. ROSSI DI MONTELERA	PORSCHE 930	9	24:55.048	-3 Laps	151.5	8	2:41.481	156.1
8	26 A. BRECK	FORD Capri 3500	1	3:43.367	-11 Laps	110.9			



10-Colmore YTCC Spa Summer Classic Race 2 (30 Minutes)



Provisional Classification by Class

No Drivers	Team	Car	Laps	Total Time	Gap	Kph	Best Lap		
							Lap	Time	Kph
60B									
1	46 R. DUBLER	CHEVROLET Corvette C1	11	34:23.424		134.2	9	3:04.344	136.8
2	69 U. STEFFEN	CORVETTE C1	11	34:49.750	+26.326	132.5	9	3:06.454	135.2
3	54 P. ZUMSTEIN	TVR Griffith 200	10	33:43.763	1 Lap	124.4	7	3:18.037	127.3
4	34 G. TEKAAT	CHEVROLET Camaro	1	7:43.410	10 Laps	53.5			
5	88 P. MORTIER / R. QUAN-CHAI	CORVETTE Stingray C2							
Proto									
1	594 J. SCHNEIBERG	MARCH BMW M1							

CARS #5, #10, #11, #16, #41, #45, #46, #79, #101, #106, #117, #729, #908 & #930 - TIME PENALTY OF 5 SECONDS - TRACK LIMITS
 CARS #10, #16, #45, #79, #908 & #930 - TIME PENALTY OF 10 SECONDS - TRACK LIMITS
 CARS #10, #16 & #908 - TIME PENALTY OF 30 SECONDS - DRIVE THROUGH
 CAR #10 & #908 - DOUBLE TIME PENALTY OF 30 SECONDS - DRIVE THROUGH
 CARS #10 & #908 - THIRD TIME PENALTY OF 30 SECONDS - DRIVE THROUGH
 CAR #10 - FOURTH TIME PENALTY OF 30 SECONDS - DRIVE THROUGH

Published at: 13.46

Track Status: **DRY**

Race Director Jean-Yves MUNSTERS 	Timekeeper: Alvaro MONTILLA 
---	--

