


## 8-KAMPF DER ZWERGE


### Spa Summer Classic

### Race 2 (25 Minutes)

### Provisional Classification by Class

No Drivers	Team	Car	Laps	Total Time	Gap	Kph	Best Lap	Lap Time	Kph
<b>1300 HC</b>									
1	143 H. MARZ	SIMCA 1200S	7	27:25.596		107.0	2	3:02.988	137.8
2	150 C. WILDE	SIMCA Rallye 2	7	27:27.751	+2.155	106.8	2	3:07.715	134.3
3	127 N. VIZZA	FIAT 127	7	27:29.948	+4.352	106.7	2	3:10.057	132.7
4	118 I. LEIBERICH / N. EDEL	FIAT128 Limo.	7	27:32.965	+7.369	106.5	2	3:13.538	130.3
5	177 M. WEISSENBORN	LADA 21011	7	27:33.683	+8.087	106.5	2	3:13.223	130.5
6	131 D. KAUTER	SIMCA Rally 2	7	27:39.235	+13.639	106.1	2	3:20.889	125.5
7	110 F. FIEDLER	RENAULT Alpine A110	7	27:46.352	+20.756	105.7	2	3:29.030	120.6
<b>Not classified</b>									
123	W. GROSSMANN / S. GROSSMANN	FIAT 128 Berlina							
<b>ACM</b>									
1	21 M. MÄNNL	ABARTH 1000 TCR	7	27:25.757		107.0	2	3:05.714	135.8
2	20 F. KEHLENBECK	FIAT Abarth 1000TC	7	27:36.606	+10.849	106.3	2	3:19.449	126.4
3	5 H. NAGL	LANCIA < A112 Abarth	7	27:41.679	+15.922	106.0	2	3:20.096	126.0
4	16 S. CHEDOR	AUTOBIANCHI A112 Abarth	7	27:42.001	+16.244	105.9	2	3:20.017	126.1
5	2 M. NAGL	FIAT 127	7	27:43.097	+17.340	105.9	2	3:22.692	124.4
6	13 J. SCHOUTEN / J. SCHOUTEN	FIAT Abarth 1000TC	7	27:43.430	+17.673	105.8	2	3:27.999	121.2
7	6 J. SCHOUTEN / J. SCHOUTEN	FIAT Abarth 1000 TC	7	27:44.486	+18.729	105.8	2	3:26.583	122.1
8	77 M. WILCKE	AUTOBIANCHI A112 Abarth	7	27:48.803	+23.046	105.5	2	3:35.384	117.1
9	11 R. FRECK	FIAT Lancia A112	7	27:49.459	+23.702	105.5	2	3:35.685	116.9
10	28 J. SCHICHL	FIAT Abarth TC1000	7	27:51.098	+25.341	105.4	2	3:32.894	118.4
11	35 C. VIZZA	FIAT Abarth 695	7	27:57.538	+31.781	105.0	2	3:42.135	113.5
12	15 G. TESSARO	FIAT Abarth 1000 Berlina TC	7	29:49.400	+223.643	98.4	7	3:38.942	115.2
<b>Not classified</b>									
64	A. TESSARO	FIAT Abarth 1000 Berlina TCR	4	16:52.856					
46	F. TESSARO	FIAT Abarth 1000 Berlina TCR	4	27:59.709			2	3:44.989	112.1
36	M. VIZZA	FIAT Abarth 695							
37	C. MUTZ	FIAT Abarth 695							
<b>BCT</b>									
1	254 G. NICK	ROVER Mini Cooper	7	27:26.446		106.9	2	3:05.499	135.9
2	236 H. WEIN JR.	MORRIS Mini	7	27:28.961	+2.515	106.8	2	3:03.832	137.2
3	235 H. WEIN SEN.	AUSTIN Mini 1275GT	7	27:31.177	+4.731	106.6	2	3:11.877	131.4
4	269 M. ARCIDIACONE	AUSTIN Mini Mk2	7	27:50.369	+23.923	105.4	2	3:30.597	119.7
5	293 J. BÜCHEL	ROVER Mini Cooper SPI	7	27:51.914	+25.468	105.3	2	3:37.198	116.1
6	211 M. LÜERSSEN	ROVER Mini	7	27:52.599	+26.153	105.3	2	3:35.037	117.3
7	292 P. SCHULTEN	ROVER Mini Cooper SPI	7	27:53.649	+27.203	105.2	2	3:39.228	115.0
8	259 P. KÜHNEL	MINI Cooper Spi	7	27:54.600	+28.154	105.1	2	3:37.650	115.8
9	288 D. NIKOLAY	ROVER Mini Spi	7	27:55.821	+29.375	105.1	2	3:39.587	114.8
10	252 S. KEISELT	ROVER Mini Cooper	7	27:56.467	+30.021	105.0	2	3:38.890	115.2
11	255 W. KAUFMANN	ROVER Mini SPI	7	27:58.546	+32.100	104.9	2	3:47.191	111.0
12	237 M. BAUMGART	MINI spi	7	28:16.559	+50.113	103.8	7	3:55.455	107.1
<b>Not classified</b>									
253	F. THELEN	ROVER Mini MK 2 SPI	3	11:57.413			2	3:42.299	113.4
216	A. PINNA	LEYLAND Mini	1	3:54.653					
115	M. KAMPMANN	GINETTA G15							
<b>NSU TT</b>									
1	312 M. BENRA / F. BENRA	NSU 67	7	27:32.104		106.6	2	3:12.043	131.3
2	318 A. HUG / P. HUG	NSU TT	7	27:34.488	+2.384	106.4	2	3:13.946	130.0
3	383 N. DIETZ	NSU TT	7	27:35.197	+3.093	106.4	2	3:14.345	129.7
4	321 S. SCHMELTER	NSU TT	7	27:35.783	+3.679	106.3	2	3:14.494	129.6
5	310 J. MARMULLA	NSU TT	7	27:37.319	+5.215	106.2	2	3:18.294	127.2
6	313 F. BENRA / M. BENRA	NSU 67	7	27:38.136	+6.032	106.2	2	3:19.229	126.6
7	327 F. SCHMELTER-SONNEBORN	NSU TT 120	7	27:40.458	+8.354	106.0	2	3:22.742	124.4
8	382 L. GÖRANSSON	NSU TT	7	27:40.971	+8.867	106.0	2	3:18.814	126.8
9	323 R. OESTERBECK	NSU TT 67	7	27:45.717	+13.613	105.7	2	3:28.463	121.0
10	329 M. FIEDLER	NSU TT	7	27:48.335	+16.231	105.5	2	3:34.918	117.3
11	307 F. LOENNIES	NSU TT	5	19:42.280		2 Laps	2	3:30.736	119.6
<b>Not classified</b>									
326	M. WAHL	NSU TT							
317	D. BOCH / P. HUG	NSU TT							





# 8-KAMPF DER ZWERGE



Spa Summer Classic  
Race 2 (25 Minutes)

## Provisional Classification by Class

No Drivers	Team	Car	Laps	Total Time	Gap	Kph	Best Lap	
							Lap	Time

Published at: 17:38

Track Status: **DRY**

<p><b>Race Director</b> Jean-Yves MUNSTERS</p> 	<p><b>Timekeeper:</b> Alvaro MONTILLA</p> 
--	---